

User Guide for G.C.E (A/L) Examination -2024

Registration of Private Applicants

1. Log into the system by entering the NIC
url: <https://onlineexams.gov.lk/eic/index.php>

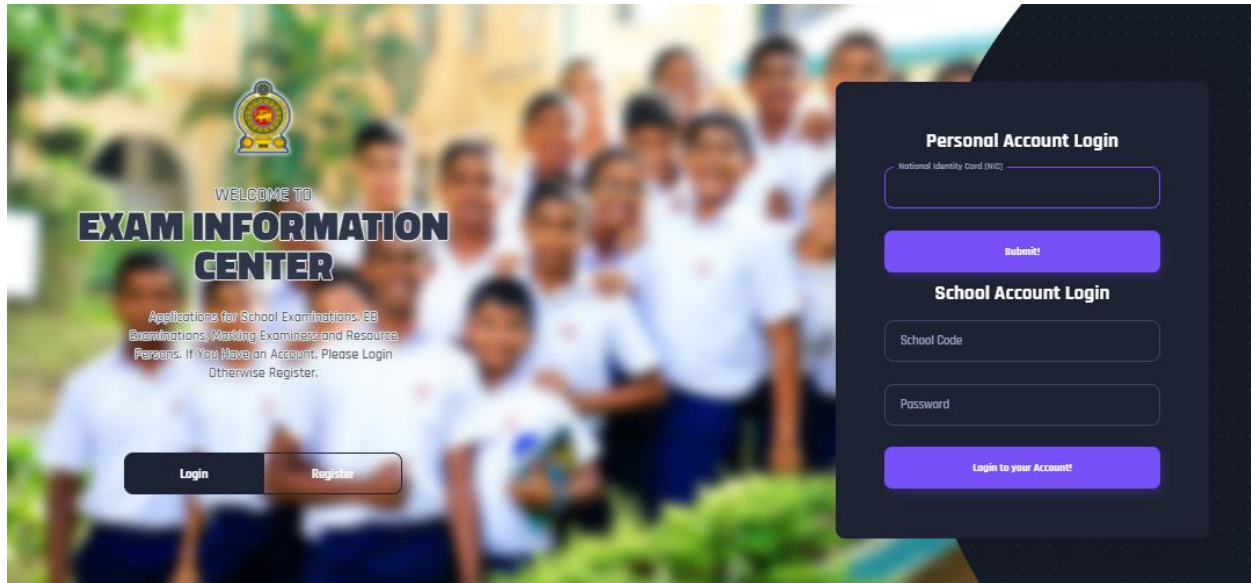


Figure 1

❖ In Mobile View

If you are going through mobile phone switch into **Desktop site** to see the application as below.

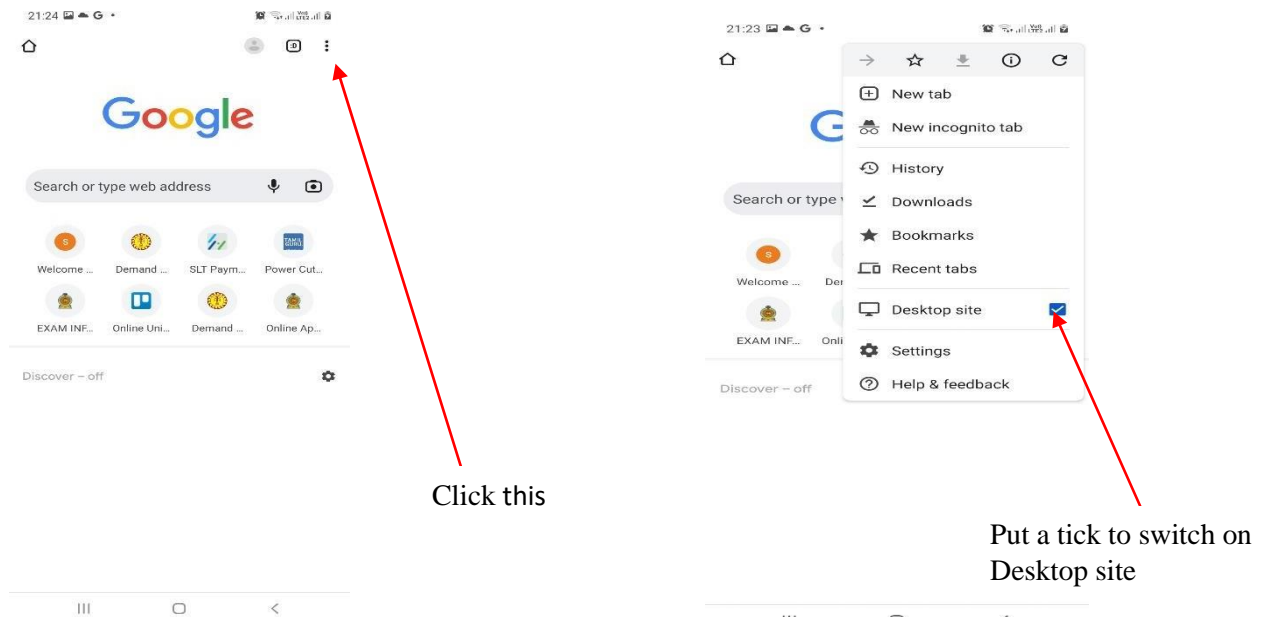


Figure 2

2. View the dashboard

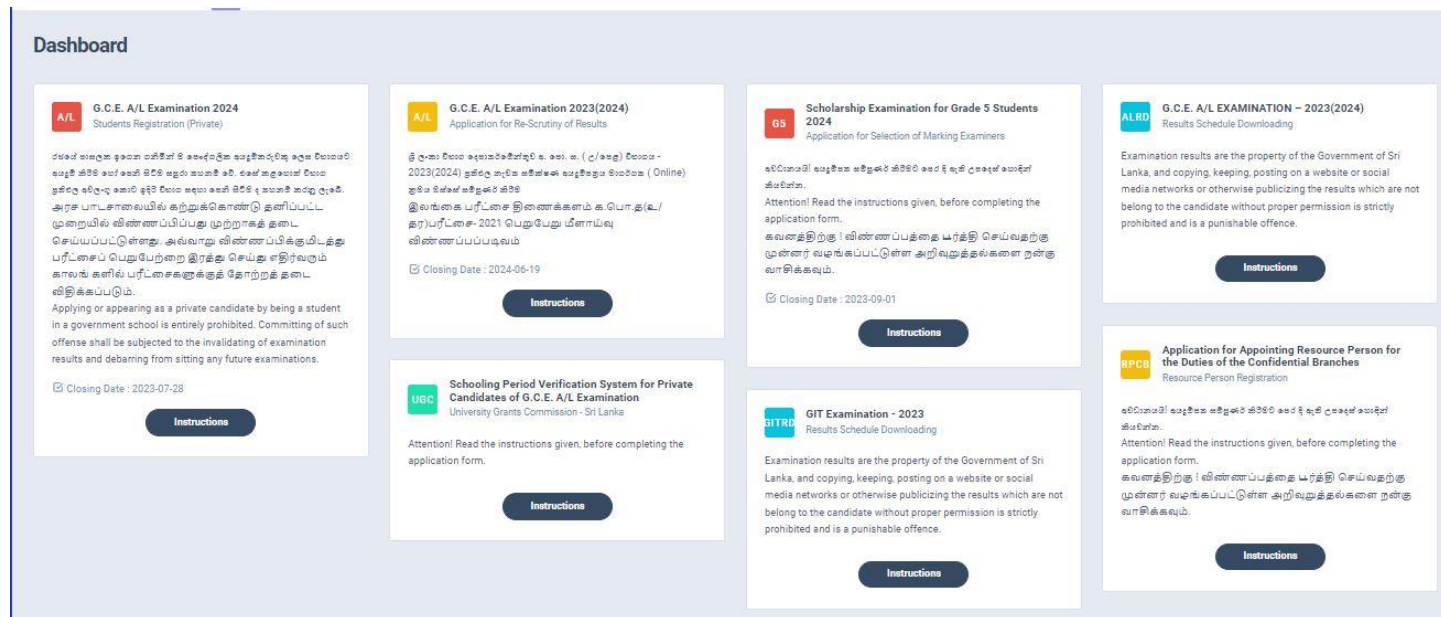


Figure 3

Select G.C.E A/L Examination 2024



Figure 4

Click this

3. Read the instructions and watch instructional video before filling the application
Then click next

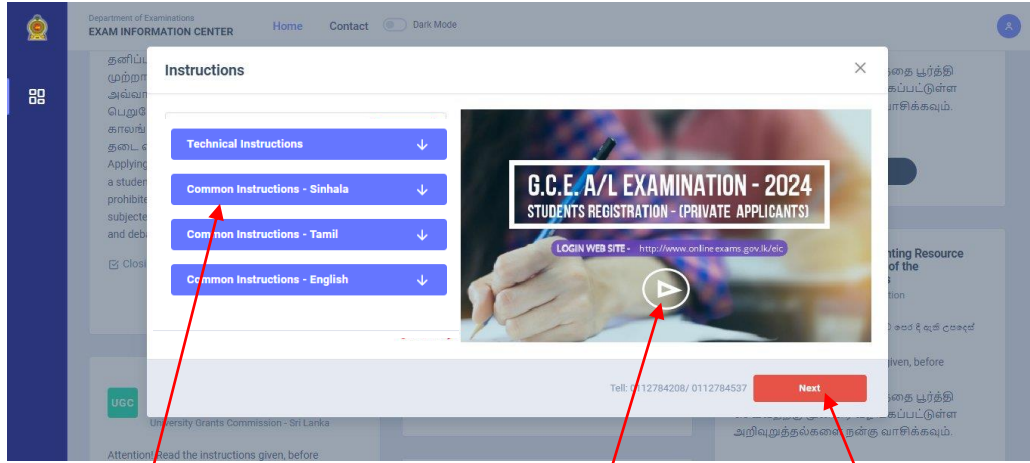


Figure 5

Click this

Read Common Instructions

Watch the Video

4. Complete Step 1 - PERSONAL INFORMATION

G.C.E. A/L Examination 2024 - Students Registration (Private) Activity log

NAME - Sachira | NIC - 198658403674

☰ கவனத்தில் எடுத்துக் கொள்ள வேண்டிய விவரங்கள். கவனத்திற்கு! விண்ணப்பத்தைப் பூர்த்தி செய்வதற்கு முன்னர் வழங்கப்பட்டுள்ள அறிவுறுத்தல்களை நன்கு வாசிக்கவும்.
Attention! Read the instructions given, before completing the application form

1. STEP 1: PERSONAL INFORMATION 2. STEP 2: EXAM REQUEST 3. STEP 3: SUBJECT INFORMATION

Title * Full Name in English * (according to the birth certificate) Max length 90 characters.

Ms. Sammani Gomas

NIC * Date Of Birth * Gender * Email Address

198658403674 12/14/2006 Female sara@gmail.com

Mobile Number * Private Address * Postal Town *

0719417759 No. 336, 3rd Lane, Thalagama North, Koswatta Matara

Next

December 2006

Su	Mo	Tu	We	Th	Fr	Sa
26	27	28	29	30	1	2
3	4	5	6	7	8	9
10	11	12	13	14	15	16
17	18	19	20	21	22	23
24	25	26	27	28	29	30
31	1	2	3	4	5	6

Clear Today

Type the Date of Birth or Select from the calendar

Figure 6

5. Complete Step 2 - EXAM REQUEST

G.C.E. A/L Examination 2024 - Students Registration (Private)
 NAME - Sachira | NIC - 198658403674

☰ Activity log

ⓘ අවධානයට! යෙදුම්පත සම්පූර්ණ කිරීමට පෙර දී ඇති උපදෙස් කෙරෙහි කියවන්න.
 கவனத்திற்கு! விண்ணப்பத்தை பூர்த்தி செய்வதற்கு முன்னர் வழங்கப்பட்டுள்ள அறிவுறுத்தல்களை நன்கு வாசிக்கவும்.
 Attention! Read the instructions given, before completing the application form

1. STEP 1: PERSONAL INFORMATION 2. STEP 2: EXAM REQUEST 3. STEP 3: SUBJECT INFORMATION

Town you expect to sit for the examination

District: GAMPAHA

Attempt Number: 3

Are you a special education needs student?
 Yes No

Prev Next

Town dropdown menu:
 Negambo
 Select a Town
 Negambo
 Seeduwa
 Kochchikade
 Minuwangoda
 Divulapitiya
 Veyangoda
 Mirigama
 Gampaha
 Ganemulla
 Nittambuwa
 Ja-Ela
 Wattala
 Ragama
 Kelaniya
 Mahara
 Dompe
 Kirindiwela

Figure 7

Select the Attempt Number

Select the District and Town you need

If you have any Special Education Needs select “Yes” and complete information, otherwise select “No”

1. STEP 1: PERSONAL INFORMATION 2. STEP 2: EXAM REQUEST 3. STEP 3: SUBJECT INFORMATION

Town you expect to sit for the examination

District: GAMPAHA Town: Negambo

Attempt Number: 3

Are you a special education needs student?
 Yes No

What kind of Disability *
 Hearing
 Select
 Braille
 Hearing
 Vision
 Body Functions/Structures
 Other

if require a Special Center *
 NO

Please specify the disability.(Applicable only for the candidates who have selected "Other" as the type of disability). *
 Left hear

Prev Next

Figure 8

Select the Disability type

Complete Step 3 - SUBJECT INFORMATION

The screenshot shows a web form titled "Add Subject/Medium Information" under the heading "STEP 3: SUBJECT INFORMATION".

- Preferred Language Medium:** Radio buttons for Sinhala (selected), English, and Tamil.
- Subject 1 *:** Dropdown menu with "(21) Economics" selected.
- Subject 2 *:** Dropdown menu with "(16) Electrical, Electronic & Information Technology" selected.
- Subject 3 *:** Dropdown menu with "(20) Information and Communication Technology" selected.
- Whether apply Common General Test *:** Dropdown menu with "Yes" selected.
- Whether apply General English *:** Dropdown menu with "Yes" selected.
- Subject 1 Medium *:** Dropdown menu with "Sinhala" selected.
- Subject 2 Medium *:** Dropdown menu with "Sinhala" selected.
- Subject 3 Medium *:** Dropdown menu with "English" selected.
- Common General Test Medium *:** Dropdown menu with "Sinhala" selected.
- Subject Stream:** A blue bar with "Arts" selected.
- Payment:** Input field with "400" and "LKR" label.
- Declaration:** A light blue box with a warning icon and text: "By clicking submit button below, I hereby declare and affirm that the particulars given by me in this application form are correct and true and that I agree to abide by the rules and regulations imposed by the Public Examinations Act, with respect to examination applicants and that I have not forwarded any other application form than this for the examination and that I agree to abide by the decisions taken by the Commissioner General of Examinations regarding this examination."
- Buttons:** "Prev" and "Submit" buttons at the bottom left.

Select the language medium of the exam

Select the subjects you need to apply

Select the Medium

Due Amount

Subject stream

Figure 9

6. Check here
- Transaction Information
 - Exam Application Summary.

Any change can be done by clicking “Reset the Exam Application”

Transaction Info

Submitted By	SAMMANI GOMAS
Submitted At	2024-06-19 15:13:06
Status	Payment Pending
Due Amount	400.00 LKR

Exam Application Summary

Name	Ms. SAMMANI GOMAS
NIC	198658403674
Address	NO 336, 3RD LANE, THALANGAMA N, MATARA
Gender	F
Mobile	0719417759
Telephone (Home)	0719417759
Date of Birth	2006-12-14
Attempt	3
Special needs, visual impairment or any disability	YES (Hearing) Left hear
Town	Negambo
Exam Medium	Sinhala
Stream	Arts

#	Subject	Medium
1	(21) Economics	Sinhala
2	(16) Electrical, Electronic & Information Technology	Sinhala
3	(20) Information and Communication Technology	English

Figure 10

Due Amount for subjects you applied

Subject Information

Personal Information

Reset the Exam Application

7. If above application summary is correct now you can select a payment mode.
After you select a payment mode you **cannot** do any changes of your application

There are **two** types of payment methods

Select **only one** payment method to pay your Application fee.

“See how postal payment works” video before select the postal payment method

Select a Payment option to continue. Unpaid applications will be rejected.

Read the exam application summary and if you want to change any subject applied by you, click on the "Reset the exam application" button. After selecting payment mode you can't do any changes.



Transaction Info		Exam Application Summary	
Submitted By	SAMMANI GOMAS	Name	Ms. SAMMANI GOMAS
Submitted At	2024-06-19 12:02:57	NIC	198658403674
Status	Payment Pending	Address	NO 336, 3RD LANE, THALANGAMA N, MATARA
Due Amount	400.00 LKR	Gender	F
Reset the Exam Application		Mobile	0719417759
		Telephone (Home)	0719417759
		Date of Birth	2006-12-14
		Attempt	3
		Special needs, visual Impairment or any disability	YES (Hearing) Left hear
		Town	Negambo
		Exam Medium	Sinhala
		Stream	Arts
Payment Method		Subject	
Select a Payment option to continue.		#	Medium
Pay By Credit/Debit Card 	Pay By Postal Department  See How Postal Payment Works	1	(21) Economics Sinhala
		2	(16) Electrical, Electronic & Information Technology Sinhala
		3	(20) Information and Communication Technology English

Figure 11

Credit/Debit Card Payment

Guidance Video for
Postal Payment

Pay by Post Office


I) Pay by Credit/Debit card

Enter your Credit/Debit card details and pay application fee.

AL Examination 2024 - Registration
Fee : 400.00 LKR

✕

Card number *




Expiry month * Expiry year *

MM ▼ YY ▼


Cardholder name *

Security code *

  3 digits on back of your card

The next screen you see may be payment card verification through your card issuer.

[Cancel](#) **Pay now**



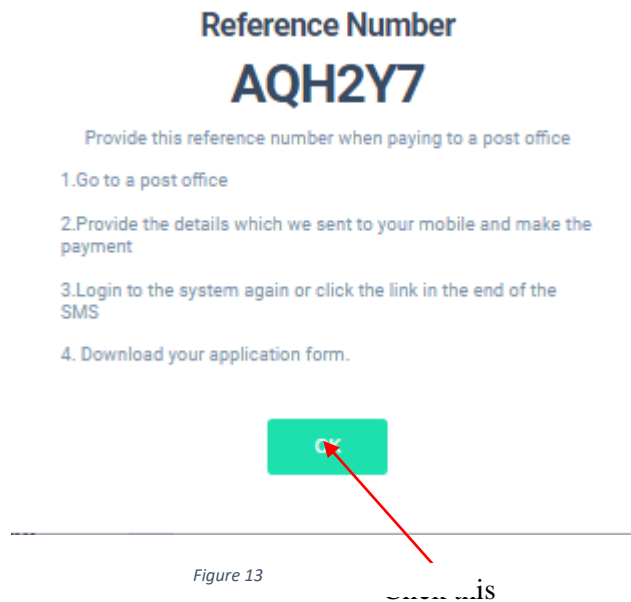
Click this

Figure 12

II) Pay by Post Office

When you click the Postal payment you will receive a SMS (with the reference number) to your mobile and pop-up message will be displayed as below.

Read it and click ok.



- Provide the reference number to the post office and pay the exam fees.
- You will receive a SMS mentioning that your postal payment is **successful**.
- After completing the postal payment, download the Application by Log in to your account. For this simply you can use the link which was sent to your mobile.

8. After completing the payment, you can download your A/L exam 2024 Application

Click here to download the application

G.C.E. A/L Examination 2024 · Students Registration (Private)
 NAME - Sachira | NIC - 198658403674

Transaction Info

Transaction ID:	ALP498574
Submitted At	2024-06-19 12:02:57
Status	Postal Payment Successful
Order ID	AQH2Y7
Order Reference	
Paid Amount	400.00 LKR

Exam Application Summary

[Activity log](#) [Download A/L exam 2024 Application](#)

[Edit the Exam Application](#)

Name	SAMMANI GOMAS	
NIC	198658403674	
Address	NO 336, 3RD LANE, THALANGAMA N, MATARA	
Gender	F	
Mobile	0719417759	
Telephone (Home)	0719417759	
Date of Birth	2006-12-14	
Attempt	3	
Special needs, visual impairment or any disability	YES (Hearing) Left hear	
Town	Negambo	
Exam Medium	Sinhala	
Stream	Arts	


#	Subject	Medium
1	(21) Economics	Sinhala
2	(16) Electrical, Electronic & Information Technology	Sinhala
3	(20) Information and Communication Technology	English
4	General English	English

Status of your payment

Figure 14

9. Download your application and keep it safely with you.

Department of Examinations -Sri Lanka
GENERAL CERTIFICATE OF EDUCATION (ADVANCED LEVEL)
EXAMINATION - 2024
Application Form for Private Applicants

01. Town Selected to appear for the examination
 Town Selected: 
 Town No:

02. Full Name: (Full name according to the birth certificate)

S	A	H	R	A	N	I		G	O	R	A	S							

03. Permanent address: Telephone No:

N	O	3	3	6		3	R	D	L	A	N	E	.						
T	H	A	L	A	N	C	A	N	A	M	.	M	A	T	A				
R	A																		

04. Date of birth:
 05. Medium of language:

06. Subjects applied for the examination in the year 2022, Medium and Subject Numbers:

Subject	Medium	Subject No	Stream
(i) (21) ECONOMICS	SINHALA	21	
(ii) (16) ELECTRICAL, ELECTRONIC & INFORMATION TECHNOLOGY	SINHALA	16	
(iii) (20) INFORMATION AND COMMUNICATION TECHNOLOGY	ENGLISH	20	Stream : Arts
(iv) Common General Test	SINHALA	YES	

07. (v) General English:
 Total number of subjects applied:

08. National Identity Card No:

09. Examination fees (LKR): Payment Method: Postal Payment Successful
Order ID :AQP2Y7

10. Gender:

11. Attempt no:

Have any special education needs? Special Center:

Disability: More information:

Figure 15

10. Check PDF.

Then print PDF.

- For further details, contact;
School Examinations Organization and Results Branch – 0112784537, 0112784208, 0112786616
Fax No- 0112784422
Email Address- gcealexam@gmail.com
- For more technical support contact;
Online Branch - 0113671568, 0113661122
Email Address- doonlineexams@gmail.com